



blouses

MR CHARLES

To enquire as to these garments, customisation and minimum quantities, please contact your nearest Mr Charles representative

Uniform 013 - Short sleeve, Slim fit blouse

Short sleeve, ladies cut blouse with front pocket and trimmed to match school tartan.

Hard wearing, easily maintained Poly/Cotton blend, treated with the DuPont Teflon® stain resistant treatment.

A great way to match up with your school skirt or kilt.

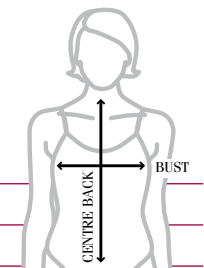
Colours Range

Colours can be matched to your requirements.



Size chart

Ladies	8	10	12	14	16	18	20
Bust	48	49.5	51	52.5	54	55.5	57
CB Length	56.5	59	61.5	64	66.5	69	71.5



Size charts for guidance only

Uniform 015 - Long sleeve, slim fit blouse

Long sleeve, ladies cut blouse with front pocket and trimmed collar to match school colours.

Hard wearing, easily maintained Poly/Cotton blend, treated with the DuPont Teflon® stain resistant treatment.

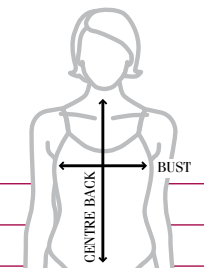
Colours Range

Colours can be matched to your requirements.



Size chart

Ladies	8	10	12	14	16	18	20
Bust	48	49.5	51	52.5	54	55.5	57
CB Length	56.5	59	61.5	64	66.5	69	71



Size charts for guidance only



Uniform 016 - Short sleeve blouse

Short sleeve blouse with front pocket and piping to match school colours.

Peter Pan Collar and extra length on Centre Back (CB).

Hard wearing, easily maintained Poly/Cotton blend.

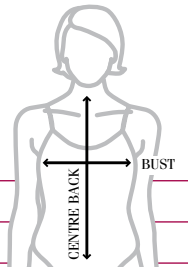
Scalloped hem.

Colours Range

Colours can be matched to your requirements.

Size chart

Ladies	8	10	12	14	16	18	20
Bust	48	49.5	51	52.5	54	55.5	57
CB Length	56.5	59	61.5	64	66.5	69	71.5



Size charts for guidance only



Uniform 017 - Front pleat blouse

Shown in a Bengal Stripe fabric.

Hard wearing, easily maintained Poly/Cotton blend.

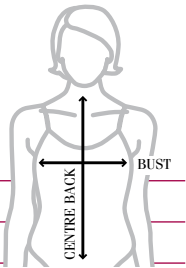
Also available in Long Sleeve.

Colours Range

We can dye this fabric up to meet your specific colour requirements.

Size chart

Ladies	8	10	12	14	16	18	20	22
Bust	44	46.5	49	51.5	54	56.5	59	61.5
CB Length	64	66	68	70	72	74	76	78



Size charts for guidance only



Uniform 018 - Deluxe short sleeve blouse

Short sleeve blouse in a 3 colour yarn dye weave.

This blouse has all the extras with a Tab Tie, Peak hem and piping to fit in with your school colours.

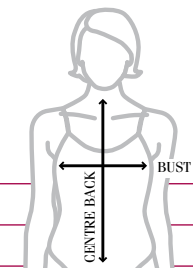
Hard wearing, easily maintained Poly/Cotton blend.

Colours Range

Colours can be matched to your requirements.

Size chart

Ladies	8	10	12	14	16	18	20	22
Bust	44	46	48	50.5	53	55.5	58	60.5
CB Length	50.5	52	54	56	58	60	62	64



Size charts for guidance only



Uniform 019 - Pin tuck blouse

Short sleeve blouse with front Pin tucks.

Flat collar and a 5cm hem for a formal appearance.

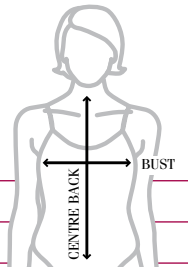
Hard wearing, easily maintained Poly/Cotton blend.

Colours Range

Colours can be matched to your requirements.

Size chart

Ladies	8	10	12	14	16	18	20	22
Bust	47.5	50	52.5	55	57.5	60.0	62.5	65.0
CB Length	61	62	63	64	65	66	67	68



Size charts for guidance only

Uniform 020 - Short sleeve blouse

We have added piping, and embroidery to enhance the look and match the colours up with the rest of the uniform.

Flat collar and a 5cm hem for a formal appearance.

Hard wearing, easily maintained Poly/Cotton blend.

Lower neck line.

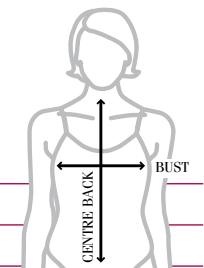


Colours Range

Colours can be matched to your requirements.

Size chart

Ladies	8	10	12	14	16	18	20
Bust	48	49.5	51	52.5	54	55.5	57
CB Length	56.5	59	61.5	64	66.5	69	71.5



Size charts for guidance only



Uniform 021 - Princess line blouse

This formal blouse can easily have embroidery or piping added to it.

Hard wearing, easily maintained Poly/Cotton blend.

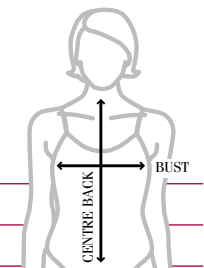
Lower neck line and peak hem.

Colours Range

Colours can be matched to your requirements.

Size chart

Ladies	6	8	10	12	14	16	18	20
Bust	44	46	47	49	51	53	55	57
CB Length	50	51	52	54	55.5	57	57	58



Size charts for guidance only



Uniform 022 - Shirt style blouse

For that more corporate look.

Matches in with the boys shirts very well.

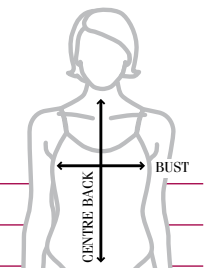
Hard wearing, easily maintained Poly/Cotton blend.

Colours Range

Colours can be matched to your requirements.

Size chart

Ladies	8	10	12	14	16	18	20
Bust	48	49.5	51	52.5	54	55.5	57
CB Length	56.5	59	61.5	64	66.5	69	71.5



Size charts for guidance only